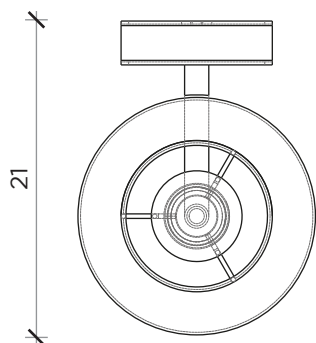


PIANTA | PLAN

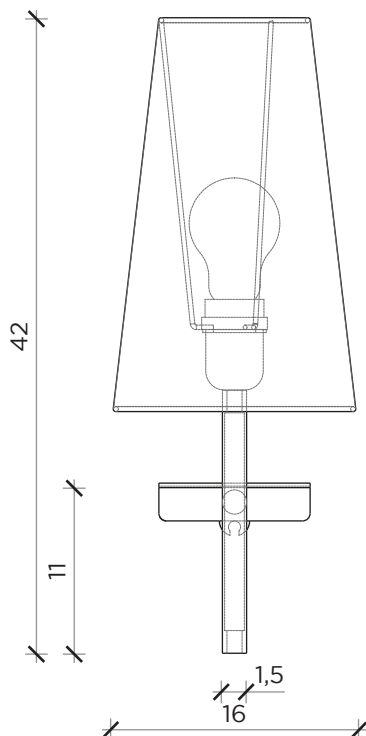


INFORMAZIONI TECNICHE | TECHNICAL INFORMATION

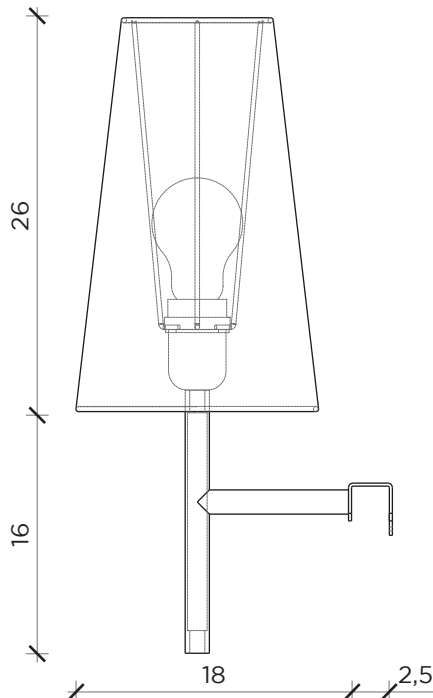
Attacco | *Bulb:* E14  
Potenza | *Power:* 25W MaX

Lampadina non inclusa | Light bulb not included

FRONTE | FRONT



LATO | SIDE



## ANTOLOGIA

## Lampada | Lamp

Designer: Studio 14  
Anno | Year: 2014  
Materiali | Materials: lampada con struttura in metallo verniciato | Lamp with painted metal structure